



TLJA TIMES

A newsletter for Timothy L. Johnson Academy parents and families.
Timothy L. Johnson Academy 4615 Werling Dr., Fort Wayne, In 46806 (260) 441-8727

May 2024

Dear TLJA Family,

It is so hard to believe that this will be our last newsletter for the year. This school year has gone by so fast.. We are wrapping up this year and we are already making plans for next year. We are enrolling families that are on our waiting list as well as re-enrolling your child for the 2024-2025 school year. We are growing and expanding. Great things are in store for next year.

As always, we appreciate your feedback. A parent survey will be sent home with your child. We ask that you please take the time to fill it out. We value your comments. Thank you for all you do to support Timothy L. Johnson Academy.


Blessings!!

Dawn Starks

School Leader



We are here to serve you and your family! If you have any questions, please contact the school office at 441-8727.



Breakfast & Lunch

All students attending TLJA will receive free school meals. Timothy L. Johnson Academy has been approved to implement the Community Eligibility Provision for breakfast and lunch. This means that parents will not need to fill out the long meal application.

Students will be able to function better at school with the proper rest. Please insure your child is sleeping at least 8 hours a night.

Need Transportation?



If you haven't been contacted regarding your transportation needs, please contact the school office at 441-8727. We provide transportation for all students!!

Student Dress Code


TLJA students are to be in dress code every day.

- **Shirts** must have a collar and be **light blue, navy, black or white**. Shirts must be solid color with no stripes, prints, or labels.
- **Pants, shorts, and skirts** must be **khaki, navy, or black**. Students are not to wear jeans, denim, leggings, or sweats. No sagging allowed!
- **Belts** are to be worn if necessary.
- **Sweaters** worn inside must be light blue, navy, black, or white and have no prints or logos. Students are not to wear outdoor jackets and coats inside.
- **Shoes** should totally enclose the student's foot. No sandals or backless shoes.

Any questions regarding the dress code should be referred to the school office or your child's teacher.



Please be sure to read with your child at least 20 minutes every night!!



FIELD DAY COMING UP

Wednesday, May 17th has been designated as FIELD DAY. Come and watch as your student participates in fun end-of-the-school year activities.

K-4 STUDENTS RECEIVE PLANTS TO TAKE HOME

The Fort Wayne Parks Department delivered flowers and plants for students in Kindergarten through the Fourth Grade to take home and care for over the summer months.

In September there will be the Annual TLJA Flower Show and students will be able to bring back those plants for judging. If a plant did not survive the hot summer months, bring in a plant or flower from home to be judged.

Good luck in caring for the plant over the summer...and bring back a winner for the plant show!

TRINE FIELD TRIP ON TAP

Several classes are scheduled to travel the Trine University on May 14th. to take part in a STEAM workshop. Mrs. Brown's, Mrs. Williams, Mrs. Solito's and Dr. Godwin-Starks' classes are heading for a fun day at Trine University.

PLEASE REMEMBER

If over the summer you move or have change your telephone number, please give the school a call to upgrade your scholar's information.

This is very important as we start planning bus routes and plan pick-up and drop-off destinations.


Important Dates to Remember and mark your calendar:

MAY

- 5/7 Kindergarten Round-Up 4:00 -p.m. – 6:00 p.m.
- 5/10 5th Grade Casa's Luncheon 11:30 a,m,
- 5/13 ELL Celebration 1:30 p.m.
- 5/14 MENTAL HEALTH NIGHT 5:30 p.m. Gr. 5 – Middle School
- 5/14 STEAM CAMP
- 5/14 Middle School ELL Celebration
- 5/16 ELL celebration 9:30 a.m.
- 5/17 Kindergarten Graduation 11:30 a.m.
- 5/17 5th Grade Luncheon at Supporo's 11:3- a.m.
- 5/22 FIELD DAY
- 5/23 Last day for students Middle School field trip

AUGUST

- 8/8 First day of 2024-2025 School Year for students



ELL CELEBRATION

On May 13th, ELL elementary classes will celebrate the end of the semester's classes with a celebration beginning at 1:30 p.m.


Then, on May 16th, at 9:30 a.m., the Middle School ELL classes will also celebrate the end of their classes.

Students have worked very hard and have had a very successful school year.

THANK YOU

Thank you for a great 23-24 school year and for entrusting your children into our care as we educated all children to the best of our abilities.

We hope to see all of our scholars and parents back with us beginning on August 8th for the 2024-2025 school year.




KINDERGARTEN

GRADUATION DATE SET

On Friday, May 17th, at 11:30 a.m., Kindergarten students will march down the aisle to receive their certificates of graduation.

Parents and visitors are invited to witness their child graduate to the first grade for the school year 2024-2025. Please plan to join us as we celebrate this important occasion and enjoy punch and cake after the ceremony.

Students may be released to their parents at the end of the ceremony.



MIDDLE SCHOOL HEADS TO KING'S ISLAND

On the last day of this school year, Middle School scholars will travel by bus to King's Island for a day of sunshine and fun to celebrate the end of the school year.

For some, it will be the last time in our building, for others, they will return for 2024-2025.

Attached is the Parent End-of-Year Survey. Please complete for each of your children and their unique classroom experience.

Every classroom that has 100% returned will have an ice cream party.

Thank you for a great year.



Mrs. Starks
Dr. Yoder

End-of-Year Parent Survey

Thank you for entrusting your child to me this year! I believe we have achieved a lot and grown even more. However, there is always room for improvement. Please help me by completing the following survey and returning it to me.

5-strongly agree 4=agree 3=unsure/neutral 2=disagree 1=strongly disagree

My child felt happy in the classroom

5 4 3 2 1

Comments:

My child was motivated to learn

5 4 3 2 1

Comments:

My child feels safe at school

5 4 3 2 1

Comments:

I am satisfied with my child's progress this year

5 4 3 2 1

Comments:

I am satisfied with the amount of homework my child received

5 4 3 2 1

Comments:

I am satisfied with the overall discipline at my child's school

5 4 3 2 1

Comments:

I am satisfied with my communication with the teacher

5 4 3 2 1

Comments:

The best think about this year for me was:

The best thing about this year for my child was:

In the future, please keep in mind:

Thank you for taking time to provide valuable feedback that will help me as I plan for next year's class! If you need to discuss any of this with me in person, please contact me to set up an appointment.

Elementary School Parents[®]

Timothy L. Johnson Academy

make the difference!



Review the school year with your child and set new goals

It's almost the end of another school year. Students have navigated learning challenges, read new books and mastered new skills. Now is the perfect time to sit down and talk about everything your child has learned this year.

During your discussion:

- **Take a look back.** What was your child's favorite school project this year? How did your child manage to overcome obstacles? What goals did your child accomplish?

Help your child recognize personal growth. "You worked very hard to master division this year. You can do challenging things when you have a positive attitude and put in the time and effort!"

- **Take a look forward.** What is your child looking forward to this summer? What seems exciting

about next year? Is there a subject or an area your child would like to improve in? Are there books your child would like to read? Is there an extracurricular activity your child would like to try? Together, make a list of things your elementary schooler hopes to accomplish in the months to come.

- **Set summer learning goals.** Talk about how learning doesn't stop at the end of the school year. One of the great things about the summer is that it offers the opportunity to learn new things. Together, think about something your child would like to learn during the summer. It could be new sport, a new language, or an artistic skill. Then, help your child make a detailed plan to achieve the learning goal.

Inspire journal writing with creative ideas




This upcoming summer is a great time to begin writing in a journal. All your child needs is an empty notebook and a few fun ideas to get started.

Suggest that your child keep:

- **A research log.** Have your child pick a subject, such as penguins, and then research and write about it. *What do penguins eat? Who are penguins' predators? How do penguins communicate? How do penguins move from one place to another?*
- **A travel log.** Each time you go somewhere special—whether it's far away or close to home—your child can keep a record by taking pictures, drawing or writing notes. *What did your child see? Who did your child meet? What did your child think about the place?*
- **An observation log.** Suggest that your child observe something over a period of time, such as a summer vegetable as it grows. Or, suggest things to describe in great detail, such as bugs or animals.

Help your child prepare for and finish end-of-year projects



School isn't over yet! Teachers often assign large projects toward the end of the year. To help your elementary schooler tackle a big assignment or project:

- 1. Make a plan.** Together, develop a plan for completing the project. Have your child write the due date on the calendar. Ask questions about the steps needed to take to get ready. "Will you need to do research? Have you allowed time to write an outline? Do we have the supplies you'll need to make the poster?"
- 2. Make a schedule.** Help your child figure out *when* each step is going to be completed. Having several smaller deadlines makes it much easier to meet one big one. Have

your child write these dates on the calendar.

- 3. Celebrate successes.** Each time your child completes a step and reaches a goal, figure out a reward. This should be small (a favorite snack, not a trip to an amusement park) and something your child can mostly do independently.
- 4. Check in.** You'll need to monitor progress to help your child stay on track. Schedule regular meetings to touch base and brainstorm solutions to any problems.

"Planning is bringing the future into the present so that you can do something about it now."

—Alan Lakein

Learning about people from different cultures is fun!



Respecting people from diverse backgrounds fosters a positive and productive learning environment. The summer is a great time to help your elementary schooler learn more about others and appreciate diversity.

Try these activities with your child:

- **Talk to friends, neighbors** and coworkers who are from different backgrounds. Ask them to share some of their experiences and traditions with you and your child.
- **Watch television programs** about people from other cultures.
- **Learn simple words** in different languages. Teach your child to count to 10 in another language. Learn how to say *hello* and *thank you*.
- **Find an international pen pal.** Ask your child's teacher or a librarian to help you get started. You can also check out free pen pal sites, such as www.studentsoftheworld.info.
- **Learn about holiday customs** of people around the world. Go online and check out books to discover how other people celebrate their special days.
- **Cook authentic recipes.** Pick a culture and search online for a recipe to try. Prepare the dish with your child and enjoy it together.
- **Learn about crafts** from around the world. Search online for examples and make a few with your child. You could make a mask, drums, a hand fan, worry beads, tissue paper flowers and more.

Are you preparing your child for a safe summer?



Summer is prime time for fun and often brings increased outdoor activities for families and kids. Are you doing all you can

to make sure your child is healthy and safe during the summer break? Answer *yes* or *no* to the questions below to find out:

- 1. Do you require** your child to wear sunscreen and insect protection when playing outdoors?
- 2. Do you insist** that your child wear a helmet when on a bike, scooter or skateboard?
- 3. Do you make sure** your child is supervised when near water and uses a flotation device in lakes or pools?
- 4. Do you encourage** your child to drink plenty of water when playing or exercising outdoors in the heat?
- 5. Do you look** for supervised activities that will keep your child busy and active?

How well are you doing?

Mostly *yes* answers mean you are preparing for a safe summer for your elementary schooler. For *no* answers, try those ideas in the quiz.

Elementary School
Parents
make the difference!

Practical Ideas for Parents
to Help Their Children.

For subscription information call or write:
The Parent Institute, 1-800-756-5525,
P.O. Box 7474, Fairfax Station, VA 22039-7474.
Fax: 1-800-216-3667.

Or visit: www.parent-institute.com.

Published monthly September through May.
Copyright © 2024, The Parent Institute,
a division of PaperClip Media, Inc., an
independent, private agency. Equal
opportunity employer.

Publisher: Doris McLaughlin.
Publisher Emeritus: John H. Wherry, Ed.D.
Editor: Rebecca Hasty Miyares.

Five strategies can keep children reading through summer months



Students who don't read over the summer months can lose months of growth in reading skills. Those who keep reading often experience gains.

The more your child reads, the easier reading will be—and the more likely your child is to want to read. Set a goal for your elementary schooler to read at least 30 minutes every day.

You can make reading fun with activities like these:

1. **Read the news together.** Give your child the comics to read. Ask which one's the funniest. Discuss sports, the weather, letters to the editor, travel destinations, etc. If you don't get a printed newspaper, share articles of interest you find online.
2. **Read aloud together.** You read a page of a book, then your child does. Or, you read the narrative and let your child read the dialogue.
3. **Dramatize what you read.** Select a simple scene from one of your child's books. Assign character roles. Discuss what happens first, second, next. Then act it out, adding lots of dialogue.
4. **Promote practical reading.** Ask your child to read the recipe while you bake cookies. Involve your child in reading instructions to build or repair something.
5. **Create reading-related jobs.** Ask your child to rewrite damaged recipe cards, organize the family bookshelf or put kitchen spices in alphabetical order.

Celebrate your child's personal and school achievements



There is no better motivator for children than setting a goal and reaching it. But sometimes, a major accomplishment also calls for a celebration.

Perhaps your child earned a higher grade in a class this grading period. Or, maybe your child finally finished reading that book series. Whenever your elementary schooler sets and reaches a challenging goal, try one of these fun ideas:

1. **Take a picture** of your child reaching the goal—holding up a report card or a finished book series, for example. You could also ask your child to draw a picture of the accomplishment. Frame the picture and place it by your child's bed. When children regularly see images of themselves being successful, they will start to see themselves as achievers.
2. **Plan a special surprise.** On one side of a piece of paper, write down a goal your child wants to achieve. On the other side, write down a small reward—such as having a friend over for a sleepover or a one-on-one activity with you. Roll up the paper, put it into a balloon, and then blow up the balloon. After reaching your goal, your child can pop the balloon to find out what the reward is.
3. **Host a family victory dinner** to celebrate your child's success. Set a "fancy" table and serve some of your child's favorite foods. During dinner, ask your child to say a few words about how great it feels to reach a goal.

Q: My fourth grader struggled in school this year and will barely pass. I don't have money to hire a tutor but I know my child needs help or next year will be worse. What can I do over the summer to help my child catch up and be ready to learn next year?

Questions & Answers

A: It sounds like your child has had a rough year. But there are ways to make sure fifth grade will be better. To get your child back on track:

- **Meet with your child's teacher** before the end of the year. Together, lay out a summer learning plan. If your child is struggling in math, find out exactly where the struggle is—fractions? Multiplication? Ask the teacher to suggest any resources that could help your child strengthen those skills.
- **Take care of the basics.** Have your child's vision and hearing tested. Sometimes, students can't see the board or hear the teacher. It's important to rule these types of problems early.
- **Set aside time each day** to work on school skills. Use any resources the teacher provided to structure your child's daily learning time.
- **Boost confidence.** When kids struggle in school, they often feel bad about themselves. Offer reminders of past success and say you believe in your child.
- **Find educational games** and apps that make learning fun, while strengthening academic skills. Ask your child's teacher for recommendations.
- **Have fun together.** Visit a local farm. Take a virtual tour of a museum. Head outside for a nature walk. All these are ways to keep learning alive!

It Matters: Summer Learning

Help your child give back during summer break



Volunteering as a family is a great way to show children the importance of community. It also teaches

children about responsibility, compassion, generosity and more.

When making summer plans, include a few volunteer activities. Your family might:

- **Clean a favorite spot.** Inspect places your family spends time, such as your street, a park or the beach. You may be surprised by how much trash and debris is there. Supervise as your family fills garbage and recycling bags.
- **Provide shelter.** Many groups build or improve housing for others. Find one that welcomes kids' help. Your child might sweep, carry items or hand out nails while you hammer.
- **Provide food.** Community food banks are always in need of groceries and helpers. Homeless shelters and meal-delivery programs often need supplies. Your child may be able to collect food and supplies or even make sandwiches.
- **Care for animals.** Call an animal shelter to learn about its needs. If you and your child can't work directly with pets, consider other ideas, such as raising awareness about animal adoption or collecting pet food, blankets and beds.
- **Make cards.** Find a charity that serves elderly or homebound citizens. A letter from a child may be more uplifting than anything else.

Three activities will keep your child learning all summer long

Children are as ripe for learning during the summer as they are throughout the rest of the year. So don't miss out on chances to boost your child's smarts during the warmer months.

Here are three brain-building activities to enjoy this summer:

1. **Plant a garden together.** Your child will have a real-world chance to use reasoning and math skills. "We have a 10-foot by 4-foot plot in the yard. If tomatoes need to be planted at least two feet apart, how many should we buy? What else should we plant?"
2. **Host a family game night.** Set aside one evening each week to play board games together. Classics like Scrabble and Boggle are good for keeping language skills sharp. And more complex games like Monopoly and chess



require your child to use reasoning and think critically.

3. **Participate in a library program.** Summer library programs often include storytelling sessions, interactive read-alouds, book clubs and arts and crafts.

Maintain a consistent schedule over the summer months



Summer is a time to relax—but not a time to relax important routines. Routines help children cooperate, develop responsibility and become self-disciplined. They also make it easier to adjust when school starts again.

Maintain family routines for:

- **Sleep.** When school is out, your child's bedtime and rising time may be later than usual. Once you choose a reasonable sleep schedule, however, stick with it.
- **Reading.** Schedule time for it. Keep your home stocked with reading material and encourage reading every day, including in fun spots, such as the pool or the park.
- **Meals.** Make it a priority to have at least one meal as a family each day. This is a chance to catch up and enjoy one another's company.
- **Screen time.** Extra free time should not mean more time for screen media. Maintain healthy limits for the amount of time your child spends in front of screens.

Helping Children Learn[®]

Tips Families Can Use to Help Children Do Better in School

Timothy L. Johnson Academy




May 2024

Regular attendance gives your child a boost—now and later

The end of the school year is approaching, but it isn't here yet. Attending school in these final weeks is essential. Being in class every day ensures that your child won't miss key learning opportunities. And it sets your student up for success in the future.

Here are four reasons to prioritize attendance through the last day:



- 1. There is still lots to learn.** Teachers are still planning lessons and teaching new content. Arriving at school on time each day will help your child meet this year's learning goals.
- 2. Teachers often plan group projects** for the end of the year. In addition to academic content, these projects help students learn collaboration, problem solving and responsibility—which improve school performance.
- 3. Studies show that students** who miss just 10 percent of the school year in the early grades are still behind their peers when they reach high school.
- 4. Your child is establishing habits** that affect academic achievement. When you insist on regular attendance, your elementary schooler is more likely to accept that getting up and ready for school is a non-negotiable part of daily life.

Source: H. Chang and others, "Rising Tide of Chronic Absence Challenges Schools," AttendanceWorks.

Use the 85-15 rule to teach


Discipline should teach children how to behave well. But too often, adults think it is about punishing misbehavior. To teach with discipline, remember the 85-15 rule. Focus:

- **85 percent** of your discipline efforts on explaining and encouraging the behavior you *want* to see.
- **15 percent** on correcting misbehavior. Set rules and consequences in advance, then enforce them consistently.

Unplug reading benefits

Reading is beneficial, whether your child reads in print or online. But studies show that some benefits are greater from reading a printed book.

Readers scrolling through digital media are more likely to skim than read for meaning. But when students read from paper books, the page doesn't move. Readers can take their time and turn back to refer to things they've just read. They are more likely to understand the reading, remember it in sequence, and recall more details.




Source: B. Hoffman, Ph.D., "Digital Versus Print: Which Mode Is Better for Learning?" Psychology Today.

Plan for a learning summer

Banish boredom this summer by planning a few local family field trips. Consider going to educational places such as:

- **A train station,** airport or marina. What's involved in making that kind of transportation run?
- **An arboretum.** Have your child bring a camera or sketchbook to record different trees. Look them up later.
- **A historic site.** Before going, read about that era in history.



Experiment with science outdoors

Learning science outside is linked with better grades and more scientific knowledge, a recent study shows. While the research suggests the effects are greater for girls, doing experiments outside benefits *all* children.

Try these activities with your child:

- **Conduct an animal inventory.** Have your child use string to mark off one square foot of grass and observe the animals inside. Your child can draw and label spiders, beetles, worms, etc. Try this in various times and places. Does your child observe different animals after it rains or near a stream? In the morning or at night?
- **Compare shadows.** On a sunny morning, take turns measuring each other's shadows. Write down the results. Repeat the activity at noon and before sunset. Your child will see that shadows are shorter at noon, when the sun is higher in the sky.

Source: K.T. Stevenson and others, "How outdoor science education can help girls stay engaged with science," *International Journal of Science Education*, Taylor and Francis Ltd.

Helping Children Learn[®]

Tips Families Can Use to Help Children Do Better in School



ELEMENTARY SCHOOL

May 2024




Can I get my child out of trouble at school?

Q: The school called to tell me my fourth grader shoved a classmate to the ground. My child is going to be suspended for a day. I know it's school policy, but my child says the other student started it by yelling insults. Should I try to change this decision?

A: Your child may have been provoked, but physical fighting is never an appropriate reaction in school. Elementary schoolers need to learn that they are responsible for their actions and poor choices have consequences. To help your child learn a lesson from this one:

- **Discuss the incident** with your child. Does your student admit to pushing the other student? Admitting the truth after a mistake is the first step in accountability. Explain that pushing people is never acceptable—even if they call your child names.
- **Talk about better ways to react.** Your child could have ignored the other student, told them to stop or walked away, for example.
- **Encourage your child to tell** an adult when taunting and aggressive speech is happening at school. If your child won't, then you should. The school needs to be aware of this behavior in order to address it.
- **Let your child experience** the consequence of shoving. On the day of the suspension, your student can spend school hours studying or reading.



Are you teaching your child to plan time?

Time management skills become more important when students are working to finish end-of-the-year projects and assignments. Are you helping your child use time wisely? Answer *yes* or *no* to the questions below:

1. **Do you ask** your child to record due dates and test dates on a calendar?
2. **Do you help** your child break big assignments down into smaller parts?
3. **Do you work** with your child each week to schedule time for studying and completing tasks?
4. **Do you make sure** that your child has plenty of time each day for reading, exercise, family time and sleep in addition to schoolwork?
5. **Do you review** the schedule each day with your child?

How well are you doing?

More yes answers mean you are building your child's time-management skills. For each no, try that idea.

"This time, like all times, is a very good one, if we but know what to do with it."
—Ralph Waldo Emerson

Commit to habits that keep kids healthy and learning


Healthy habits can have a lasting impact on your child's health and performance in school. Support your elementary schooler by making a year-round family commitment to:

- **Stay physically active.**
- **Eat healthy foods.**
- **Drink plenty of water.**

It's also important to take your child for regular medical checkups. Talk to the pediatrician about summer safety, vision, hearing and other health topics. Then, update your child's school medical records.

Get a jump on summer with fun writing prompts

Is your child dreaming of a summer of fun? Have your student put ideas about summer in writing. Here are some prompts to get the ball rolling:



- **When do you think** summer begins? Is it a date on a calendar, a hot day or ... ?
- **What's your favorite** summer memory?
- **Is summer awesome** or awful or both? Why?

Source: C. Dunmire, "Summer Writing Prompts," Creativity Portal.

Discuss progress and plans

At the end of every school year, sit down with your student and talk about how it went. Talk about:

- **Accomplishments.** What is your child proud of? What was challenging?
- **Progress.** Look over schoolwork you've saved and point out how much your child has learned.

Then, help your child figure out changes to make for more success next year.

Helping Children Learn[®]

Published in English and Spanish, September through May.

Publisher: Doris McLaughlin.

Publisher Emeritus: John H. Wherry, Ed.D.

Editor: Alison McLean.

Translations Editor: Victoria Gaviola.

Copyright © 2024, The Parent Institute[®],

a division of PaperClip Media, Inc.



P.O. Box 7474, Fairfax Station, VA 22039-7474

1-800-756-5525 • www.parent-institute.com

Daily Learning Planner

*Ideas families can use to help children
do well in school*

Timothy L. Johnson Academy



THE
PARENT
INSTITUTE

May 2024

Daily Learning Planner: Ideas Families Can Use to Help Children Do Well in School—Try a New Idea Every Day!

- 1. With your child, make up a new unit of measurement. How many fingers long is your child's desk?
- 2. Go outside with your child and look for "pictures" in the clouds.
- 3. Ask your child to teach you how to play a game you don't know.
- 4. Encourage your child to put on a talent show or puppet show. You provide the popcorn and the applause.
- 5. Celebrate Be Kind to Animals Week. With your child, do something nice for your family pet or feed the birds in a park.
- 6. At the grocery store, have your child estimate how many apples are in two pounds. Use the scales to check.
- 7. Let your child add a few raisins to a glass of clear soda. Watch them rise when bubbles collect on them and fall when the bubbles pop.
- 8. Talk about different food groups with your child. Together, try to classify the foods in your cupboard.
- 9. On a cloudy day, take a magnifying glass outside. Let your child look at insects through it.
- 10. Look at a photo in the news today with your child. Talk about it. Then read the article together.
- 11. Help your child see the link between positive habits and results.
- 12. Try spending an entire day without modern technology. What can your family do instead?
- 13. Tonight, look at the moon. Is it a crescent, full circle or half circle? Have your child draw the shape.
- 14. It's Physical Fitness and Sports Month. Enjoy some new physical activity you can do together as a family.
- 15. Pay your child a specific compliment.
- 16. Watch a sunset with your child.
- 17. Challenge your child to invent something that will make life easier.
- 18. Hide 25 pennies around the house. Have your child find as many as possible. Count them. Fewer than 25? Have your child keep looking.
- 19. Together, hold your noses while you eat. Does it affect the food's taste? Explain that we use the senses of taste *and* smell to perceive flavor.
- 20. Watch the news with your child. Choose a Person of the Week. Read more about that person.
- 21. Play a game together without obeying the rules. Then, play with the rules. Which way works better?
- 22. Look at family photos together from one year ago. Talk about all the ways your child has grown!
- 23. Plant a windowsill garden with your child.
- 24. Remind your child that no one is perfect, but we can all learn and get smarter.
- 25. Play a board game that uses math, such as Monopoly.
- 26. Talk with your child about leadership. Effective leaders aren't bossy or mean. They make people want to work together.
- 27. Before your child starts a project, ask "What do you want to learn from this?"
- 28. Ask your child to create an advertisement for a favorite school subject.
- 29. Avoid comparing your child to others.
- 30. Ask your child, "Why don't clouds fall out of the sky?" Read together to find the answer.
- 31. Have your child add up all the change in your pocket or purse. Help your student practice making change.